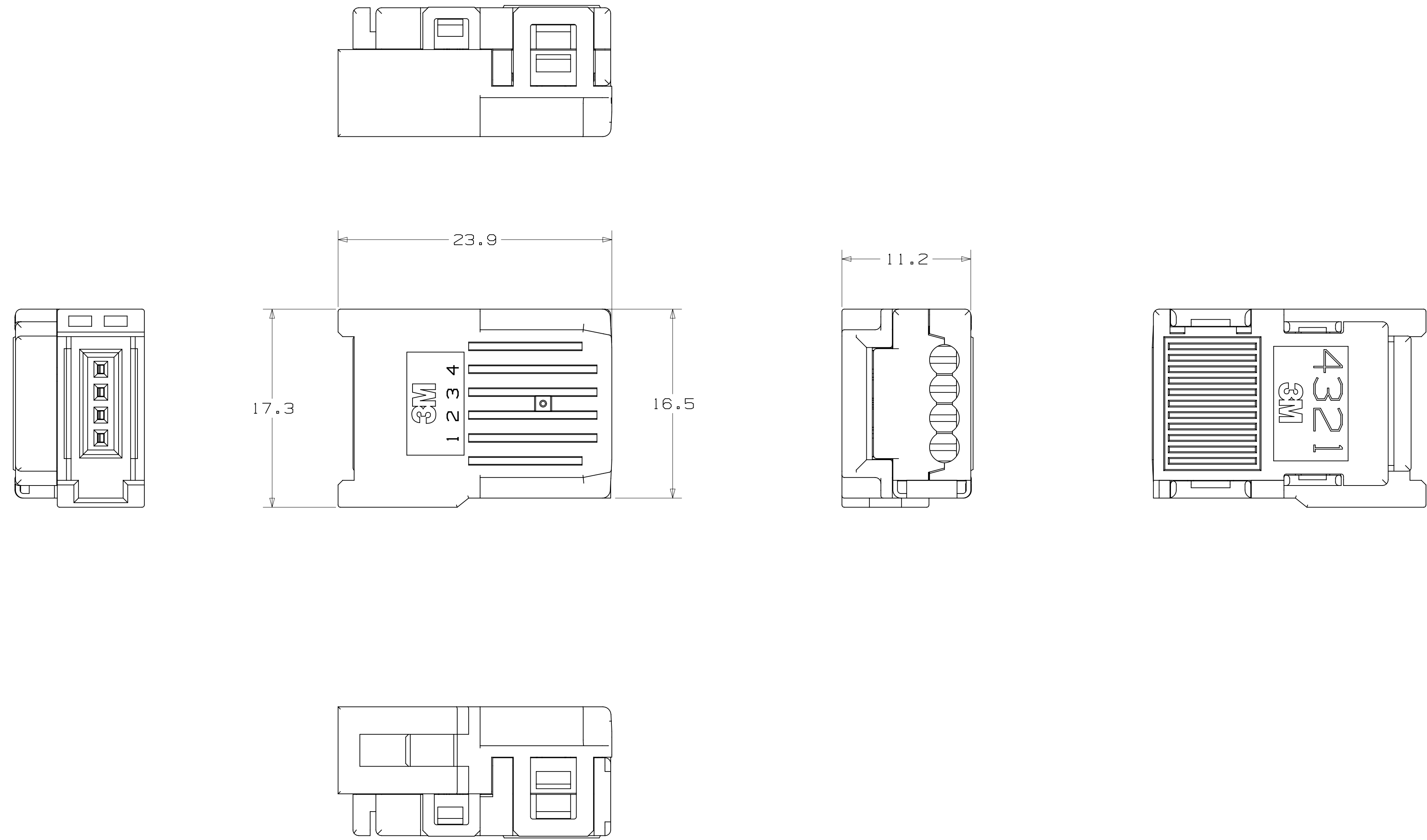


3M™ BRANCH MINI-CLAMP LINK CONNECTOR, 38A SERIES
 WIREMOUNT CONNECTOR, JUNCTION TYPE

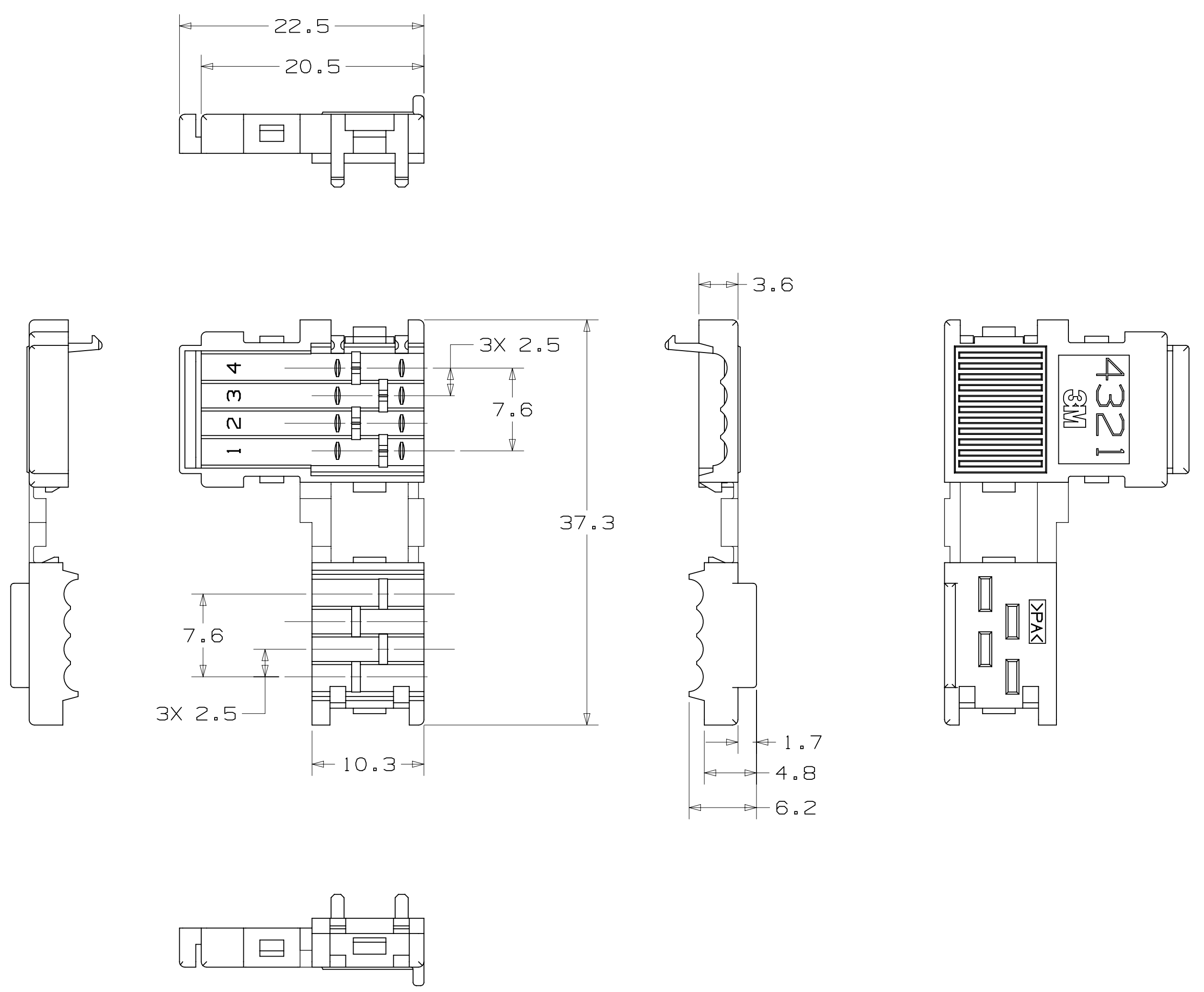


3M ELECTRONICS MATERIALS SOLUTIONS DIVISION
 INTERCONNECT SOLUTIONS
<http://www.3M.com/interconnect>
 3M IS A TRADEMARK OF 3M COMPANY.
 FOR TECHNICAL, SALES OR ORDERING
 INFORMATION CALL 800-225-5373

DESIGN REFERENCE	NEXT ASSEMBLY	REV	ECO	ISSUE DATE AND DESCRIPTION	DRFT	CHKD
				FEB 13, 2020 PRODUCTION RELEASE	JNC	FJR
APPROVED	DATE	DATE	DATE	DATE	DATE	DATE
CASTIGLIONE	DEC 11, 2019	MFG				
		APPRV	DATE	DATE	DATE	DATE
		F. RODRIGUEZ	DEC 11, 2019	DEC 11, 2019		
DIVISION	DIVISION CODE	© 3M COPYRIGHT 2020				
	EMSD	This document and the information it contains are 3M property and may not be reproduced or further distributed without 3M permission, or used or disclosed other than for 3M authorized purposes. All rights reserved.				
DO NOT SCALE DRAWING	SCALE 4/1	TOLERANCES EXCEPT AS NOTED	3M Center St. Paul, MN 55144			
THIRD ANGLE PROJECTION	INCHES	.00 ±	TITLE			
INTERPRET PER ASME Y14.5 - 2009	MILLIMETERS	.000 ±	BRANCH MINI-CLAMP LINK CONN., 38A SERIES			
MAX SURFACE ROUGHNESS	0 ±	.000 ±	CAGE NUMBER	SIZE	DRAWING NO.	REV.
MARKED ONLY	0 ±	.000 ±	D	78-5100-2697-0	A	A
	ANGLES	200 ±	MODEL	38A04	DET	YES <input type="checkbox"/> NO <input checked="" type="checkbox"/> SHT 2 OF 4

78-5100-2697-0
 DRAWING NUMBER
 A
 REV. 1
 6
 (hrs)
 Drr-set
 -- UTC
 Time 2/19/2020

3M™ BRANCH MINI-CLAMP LINK CONNECTOR, 38A SERIES
 WIREMOUNT CONNECTOR, JUNCTION TYPE



COVER

BODY

3M ELECTRONICS MATERIALS SOLUTIONS DIVISION
 INTERCONNECT SOLUTIONS
<http://www.3M.com/interconnect>
 3M IS A TRADEMARK OF 3M COMPANY.
 FOR TECHNICAL, SALES OR ORDERING
 INFORMATION CALL 800-225-5373

DESIGN REFERENCE	NEXT ASSEMBLY	REV	ECO	ISSUE DATE AND DESCRIPTION	DRFT	CHKD
				FEB 13, 2020 PRODUCTION RELEASE	JNC	FJR
APPROVED	DATE	APPROVED	DATE	© 3M COPYRIGHT 2020 This document and the information it contains are 3M property and may not be reproduced or further distributed without 3M permission, or used or disclosed other than for 3M authorized purposes. All rights reserved.		
CHKD	DATE	APPRV	DATE			
CASTIGLIONE	DEC 11, 2019	F. RODRIGUEZ	DEC 11, 2019			
DIVISION	DIVISION CODE	3M Center St. Paul, MN 55144				
DO NOT SCALE DRAWING	SCALE 3/1	TOLERANCES EXCEPT AS NOTED INCHES .00 ± .000 ± .0000 ± MILLIMETERS 0 ± .00 ± .000 ± .000 ±				
THIRD ANGLE PROJECTION	INTERPRET PER ASME Y14.5 - 2009	TITLE BRANCH MINI-CLAMP LINK CONN., 38A SERIES				
MAX SURFACE ROUGHNESS	MARKED SURFACES	CAGE NUMBER	SIZE	DRAWING NO.	REV.	
MARKED ONLY		D	78-5100-2697-0	A		
		MODEL	38A04	DET	YES	NO
				SHT	3	OF 4

78-5100-2697-0
 DRAWING NUMBER
 A
 REV. 1
 6
 hrs
 set
 Off-set
 -- UTC
 Time 2/19/2020

Regulatory: For regulatory information about this product, visit 3M.com/regs or contact your 3M representative.


Technical Information: The technical information, recommendations and other statements contained in this document are based upon tests or experience that 3M believes are reliable, but the accuracy or completeness of such information is not guaranteed.

Product Use: Many factors beyond 3M's control and uniquely within user's control can affect the use and performance of a 3M product in a particular application. Given the variety of factors that can affect the use and performance of a 3M product, user is solely responsible for evaluating the 3M product and determining whether it is fit for a particular purpose and suitable for user's method of application.

Warranty, Limited Remedy, and Disclaimer: Unless an additional warranty is specifically stated on the applicable 3M product packaging or product literature, 3M warrants that each 3M product meets the applicable 3M product specification at the time 3M ships the product. 3M MAKES NO OTHER WARRANTIES OR CONDITIONS, EXPRESS OR IMPLIED, INCLUDING, BUT NOT LIMITED TO, ANY IMPLIED WARRANTY OR CONDITION OF MERCHANTABILITY OR FITNESS FOR A PARTICULAR PURPOSE OR ANY IMPLIED WARRANTY OR CONDITION ARISING OUT OF A COURSE OF DEALING, CUSTOM OR USAGE OR TRADE. If the 3M product does not conform to this warranty, then the sole and exclusive remedy is, at 3M's option, replacement of the 3M product or refund of the purchase price.

Limitation of Liability: Except where prohibited by law, 3M will not be liable for any loss or damage arising from the 3M product, whether direct, indirect, special, incidental or consequential, regardless of the legal theory asserted, including warranty, contract, negligence or strict liability.

3M Company
 Electronics Materials Solutions Division
 13011 McCallen Pass, Bldg. C
 Austin, TX 78753-5380
 1-800-225-5373
www.3M.com/interconnect

DESIGN REFERENCE		NEXT ASSEMBLY		REV	ECO	ISSUE DATE AND DESCRIPTION		DRFT	CHKD
A 88853		FEB 13, 2020				PRODUCTION RELEASE		JNC	FJR
CAGE NUMBER		DRAWING NO.		DATE		DATE		DATE	
D 78-5100-2697-0		A		DEC 11, 2019		DEC 11, 2019		DEC 11, 2019	
MODEL		38A04		DET		YES <input type="checkbox"/> NO <input checked="" type="checkbox"/>		SHT 4 OF 4	
DO NOT SCALE DRAWING		SCALE 4/1		TOLERANCES EXCEPT AS NOTED		 © 3M COPYRIGHT 2020 This document and the information it contains are 3M property and may not be reproduced or further distributed without 3M permission, or used or disclosed other than for 3M authorized purposes. All rights reserved.			
THIRD ANGLE PROJECTION		INCHES		MILLIMETERS		BRANCH MINI-CLAMP LINK CONN., 38A SERIES			
MAX SURFACE ROUGHNESS		0.00 ±		0 ±		CAGE NUMBER D 78-5100-2697-0 DRAWING NO. A			
MARKED SURFACES		0.00 ±		0 ±		MODEL 38A04 DET YES <input type="checkbox"/> NO <input checked="" type="checkbox"/> SHT 4 OF 4			
MARKED ONLY		0.00 ±		0 ±					